

OPTIMA STEAMER

Accessories Catalog



[85-50356] Steam Gun K26 with nozzle 3.5mm



Ø3.5 Steam Nozzle
with Silicone protector

Matching Accessories



[85-50202] Steam hose PTFE 6-8, 10m

[85-50365] Steam hose PTFE 6-8, 15m

[85-50366] Steam hose PTFE 6-8, 20m

※ Max. 0.08gal (300cc) / min dry steam

[85-50358] Steam Gun RL22 with nozzle 5.5mm, power



Ø5.5 Steam Nozzle
with Silicone protector

Matching Accessories



[85-50364] Power hose PTFE 8-10, 10m

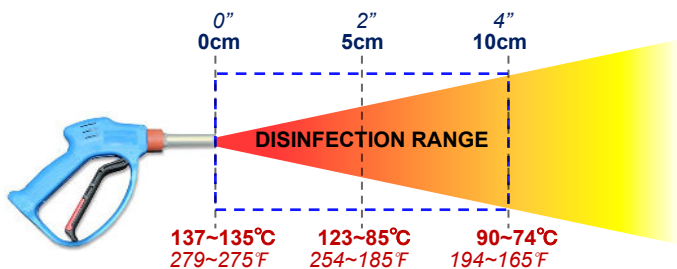
[85-50367] Power hose PTFE 8-10, 15m

[85-50368] Power hose PTFE 8-10, 20m

※ Max. 0.16gal (600cc) / min dry steam

►Using the RL22 Steam gun & Power steam hose achieves up to 70% more steam flow than using the K26 Steam gun & Standard steam hose.

Steam Temperature from Gun Nozzle



Lance Steam Gun K26 with nozzle 3.5



Ø3.5 Steam Nozzle
with Silicone protector

[85-50351] Steam Gun K26 (L.300mm)



[85-50352] Steam Gun K26 (L.500mm)



[85-50353] Steam Gun K26 (L.600mm)



[85-50354] Steam Gun K26 (L.1,000mm)



Lance Steam Gun RL22 with nozzle 5.5



Ø5.5 Steam Nozzle
with Silicone protector

[85-50084] Steam Gun RL22 (L.300mm)




[85-50085] Steam Gun RL22 (L.500mm)



[85-50086] Steam Gun RL22 (L.600mm)



[85-50087] Steam Gun RL22 (L.1,000mm)



OPTIMA STEAMER



Quick Connectors for Accessories

For Light Attachments

[35-50336]
SCP30 Quick Plug

[35-50251]
SC20 Quick Coupler



EXAMPLE




For Heavy Attachments

[35-50040]
KPS45 Quick Plug

[35-50041]
KC35 Quick Coupler






EXAMPLE





Quick Connector Instructions

HOW TO CONNECT



HOW TO DISCONNECT



[85-50253] Steam Gun K26 with SC20 Quick Coupler



※ Example of usage

SCP30
Quick Plug

SC20
Quick Coupler



Matching Accessories

[85-50360] Steam nozzle



※ Ø3.5 Steam Nozzle
with silicone protector

[85-50382] Silent steam



※ Reduces the pressure of the steam
spray as well as the noise levels.

Flat Steam Nozzles with SCP30 Quick Plug



※ Flat nozzles are Suitable for HVAC cleaning


[85-50373] Flat nozzle 50



[85-50359] FlatFan nozzle 50



[85-50212] Flat nozzle 100



[85-50254] Turbo Steam Nozzle with SCP30 Quick Plug



※ Excellent for cleaning and restoring
patterns of carpets, mats and more



Steam Guns with KC35 Quick Coupler (Highly Recommended)

[85-50047]

Steam Gun K26 with KC35



※ Example of usage



[85-50130]

Steam Gun RL22 with KC35



KPS45
Quick Plug




INSERT

KC35
Quick Coupler




Matching Accessories

[85-50145] Steam Nozzle Ø3.5



[85-50137] Steam Nozzle Ø5.5



Steam Lances with Ø3.5 nozzle (KPS45 Quick Plug Applied)



※ Ø3.5 Steam Nozzle
with silicone protector

[85-50079] L.300mm (straight)



[85-50080] L.500mm (straight)



[85-50060] L.600mm (straight)



[85-50061] L.1,000mm (straight)



Steam Lances with Ø5.5 nozzle (KPS45 Quick Plug Applied)



※ Ø5.5 Steam Nozzle
with silicone protector

[85-50190] L.300mm (straight)



[85-50191] L.500mm (straight)



[85-50192] L.600mm (straight)



[85-50193] L.1,000mm (straight)



Matching Accessories

[85-50057] Spray bottle 350ml



※ The Spray Bottle allows you to mix detergent or wax into your steam.

[85-53009] Floor Brush



※ Floor scrubbing and sanitizing with steam

[85-50056] Floor Spinner with KPS45 Quick Plug




Matching Accessory

[85-50088]
Heat-resistant
Vacuum hose (3m)




※ The temperature inside the floor spinner is 100°C (212°F)

[85-50187] Sand Sanitizing Wand with KPS45 Quick Plug



※ Sand Sterilization at beach, playground, etc.

Brush Holder Attachments (Slide-On Accessories)



[35-50292]
Steel Brush

[35-50291]
Polyester Brush

[35-50290]
Polyester Brush



[25-50320]
Nylon Brush

[35-50293]
Plastic Scraper

[25-50308]
Metal Scraper



Straight Lances with Brush Holder (KPS45 Quick Plug Applied)



[85-50149] L.400mm (straight)



[85-50148] L.700mm (straight)



[85-50147] L.1,000mm (straight)



[85-50146] L.1,200mm (straight)



Bent Lances with Brush Holder (KPS45 Quick Plug Applied)



[85-50076] L.100mm (45°)



[85-50077] L.250mm (45°)



[85-50078] L.400mm (45°)



[85-50064] L.700mm (45°)



[85-50063] L.1,000mm (45°)



Weed Control Accessories (Weed Removal Tools)



※ Eradicate weeds using nothing but steam. The Weed Control Accessories inject steam into the root of weeds, delivering a concentrated dose of high temp moisture that begins killing plants immediately, all without the use of toxic herbicides. In a matter of days, the targeted plants will wilt and die, killed from the roots so the plant won't continue to regrow.



[85-50355] Steam Gun K26 with Weeding nozzle



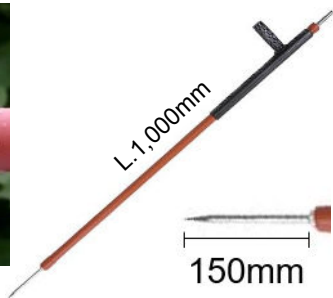
[85-50138] Weed Control, Bell with KPS45 Quick Plug




[85-50035] Weed Control, Brush with KPS45 Quick Plug



[85-50036] Weed Control, Spear with KPS45 Quick Plug



[85-50037] Weed Control, Flat with KPS45 Quick Plug



[85-50038] Weed Control, Roller with KPS45 Quick Plug




Mop Wands with Squeegee (Telescoping Pole Applied)

[85-50089] Mop wand with squeegee (0.8 ~ 1.2 meter)

[85-50091] Mop wand with squeegee (1.4 ~ 2.4 meter)

[85-50092] Mop wand with squeegee (1.5 ~ 3.6 meter)

[85-50093] Mop wand with squeegee (2.2 ~ 5.5 meter)



Spare Parts

[25-50025] Spare Mop 45cm

[35-50330] Spare Rubber 45cm



[85-50220] Steam Extractor Hand Tool



Required Accessory

[85-50088]

Heat-resistant
Vacuum hose (3m)



※ Cleaning and Sanitizing carpets & mats
in combination with a vacuum cleaner

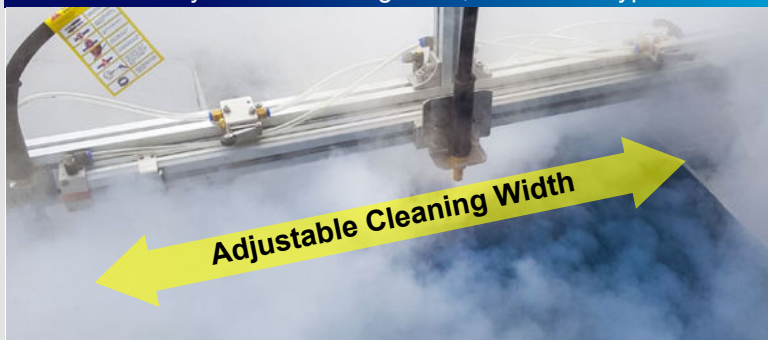


[85-50135] Barrel Cleaning Tool with bimetal thermometer


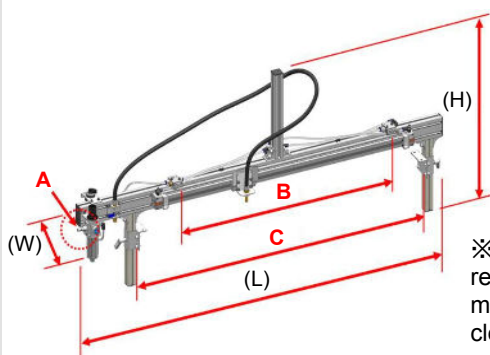


※ Using the Optima Steamer and our Barrel Cleaning Tool will use a fraction of the water you would use with a pressure washer, kill more bacteria in the surface of the barrel and penetrate deeper, will produce swell in minutes — not hours — and will preserve toasting flavors and character rather than flushing them away.

Conveyor Belt Cleaning Tools, Pneumatic type




Part Number	85-50201	85-50180	85-50200
Required Steamer	OPTIMA XE 27K, SEII 27K/42K		
Required Steam Pressure	5~7 bar		
Required Compressed Air	Air Compressor, 14.4 CFM @8 bar		
Working Pressure	73~116 psi (5~8 bar)		
Working Speed	150~1,000 mm/s (5.9~39.4 inch/s)		
Recommended Belt	non-flat open surface type (plastic modular, metal wire, rollers)		
Material	Aluminium, Stainless		
A Air Inlet	Standard air quick plug		
B Cleaning Width, Max.	610mm / 24"	1,000mm / 39"	1,220mm / 48"
B Cleaning Width, Min.	100mm / 4"		
C Mounting Width, Max.	970mm / 38.1"	1,360mm / 53.5"	1,580mm / 62.2"
C Mounting Width, Min.	300mm / 11.8"		
Dimension(L X W X H) mm	1320 X 160 X 730	1710 X 160 X 730	1930 X 160 X 730
Dimension(L X W X H) inch	51.97 X 6.3 X 28.75	67.33 X 6.3 X 28.75	75.99 X 6.3 X 28.75
Weight, kg (lbs)	12 (26.5)	13.2 (29.1)	14.5 (32)



※ Compressed air required for the pneumatic type conveyor belt cleaning tools




BEFORE



AFTER


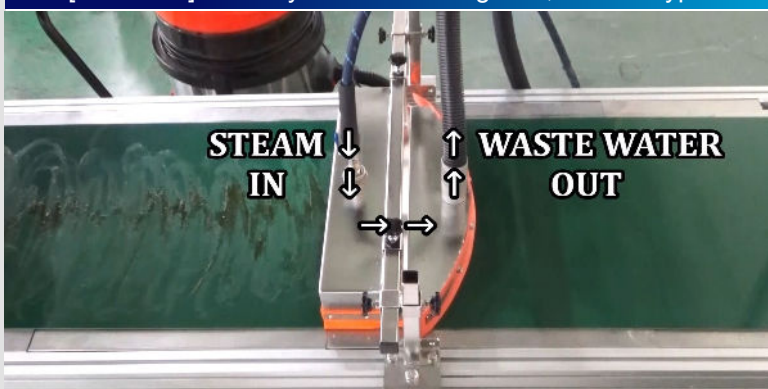
[85-50082] Conveyor Belt Cleaning Tool, Basic



Similar Item

[85-50132] Conveyor Tool, Basic (Mounting Width 1,000mm)

[85-50083] Conveyor Belt Cleaning Tool, Suction type



Similar Item

[85-50131] Conveyor Tool, Suction type (Mounting Width 1,000mm)

Miscellaneous Parts & Accessories

[88-83011]

Microfiber towel

Best

FBZ

20 sheets

[88-83012]

Microfiber towel

Warp Knitted

20 sheets

[88-83013]

Microfiber towel

Wool

20 sheets

[32-21061]

Couplings PTC



(14 pcs)



[18-83002]

Gloves (coated)



[85-50005]

Shutter K26 with O-ring




[85-50185]

Shutter RL22 with O-ring



[85-56026] LT5 Water Softener with Bracket and 1/2" Hose Inlet



Minimize maintenance, increase the lifespan of your machine, and save money. The biggest challenge to Optima Steamer owners is dealing with scale buildup as a result of hard-water minerals in water. The best means of improving your water quality, and Steamerica's only recommended solution for preventing is to use a salt-based water softener and we've got one that will work great with the Optima Steamer—the LT5. The LT5 is powered by typical salt and will last most operators 1-2 weeks before needing to regenerate. What's better is that this filter was designed to be installed on the back of your Optima Steamer and to provide a mobile water softening solution that goes where your Optima goes. End the constant battle with scale buildup and get the best performance out of your machine. Connects via the Direct Water Feed connection. Recharge frequency varies based on water hardness and usage. Recharge using table salt.

OPTIMA
STEAMER

Steamerics, Inc.

www.steam.am

844 US STEAM